

In-Motion Weighing



9482 EXPRESSWEIGH®

and JAGXTREME®

NTEP Approved

In-Motion Weighing Controllers



**Fast Accurate Solutions
For In-Motion Weighing**

METTLER TOLEDO



Weigh Random Packages In-Motion with Optimal Accuracy

- ❑ Unique A/D circuitry for fast accurate weights
- ❑ Flexible connectivity - serial, Ethernet, PLC
- ❑ Easy-to-read alphanumeric display
- ❑ NTEP HB44 Certified

In-motion weighing solutions from METTLER TOLEDO provide fast and accurate in-motion weighing for a variety of package types and sizes and in any number of diverse environments and applications. METTLER TOLEDO offers two in-motion weighing controllers: the 9482 EXPRESSWEIGH controller and the JAGXTREME controller. Both offer the flexibility to be used with a variety of METTLER TOLEDO conveyor systems – or with just about any other conveyor system, allowing you to create a custom solution for your specific application.

EXPRESSWEIGH

The EXPRESSWEIGH controller offers connections for photoeyes and other I/O to create a standalone solution that delivers accurate weights to a printer or other peripheral. When connected to a METTLER TOLEDO Model 9477 or Mach II analog load cell conveyor system, it automatically detects packages, weighs them, then prints or transmits the result when the product exits the scale.

The EXPRESSWEIGH controller shown with optional 8857 printer.



It also provides ID capability, weight totalization, consecutive numbering, the ability to enter tare values, and alarm outputs. Because the EXPRESSWEIGH controller is based on the most powerful and advanced scale terminal from METTLER TOLEDO – the JAGXTREME, you also get the speed, power, open connectivity, and all the other benefits offered by this top-selling terminal.

JAGXTREME In-Motion Controller

For applications where package sensing and sequencing is provided by another device in the system, METTLER TOLEDO offers a JAGXTREME in-motion controller with custom in-motion weighing functionality. The other "Master" device interfaces to the JAGXTREME controller serially to send simple





Using MTConnections software, data can be entered directly into Windows®-based programs.

commands to tell the controller when to begin and end the weighing cycle. After the weighing cycle is completed, the resulting weight is quickly returned to the other device. As a result, you can easily create a customized solution that works with production, filling, packaging or shipping lines of any age, location, or configuration.



The JAGXTREME In-Motion Controller





Connectivity is provided through Ethernet and two serial ports.


With METTLER TOLEDO's in-motion controllers, you can take advantage of these features designed to meet your in-motion weighing needs:

- Unique A/D circuitry that provides an amazing 305 weight readings per second. This fast A/D rate permits TraxDSP™ filtering to eliminate most of the detrimental environmental effects such as vibration from impacting the weight, thus providing quick, accurate weights of in-motion parcels and boxes.
- Connectivity provided through Ethernet and two serial ports (both standard). These interfaces can be used for bar code scanner input, printer output, remote display or host interface. Using METTLER TOLEDO's MTConnections™ program, in-motion weight data can be entered directly into programs operating in a Windows environment. Other available options include two additional serial ports, Allen-Bradley RIO, ControlNet™, EtherNet/IP™, Modbus Plus®, and PROFIBUS®.
- Easy installation using terminal strip connectors, which also helps to reduce installation costs.
- Flexible print templates that allow you to program exactly what you need for data output.
- Password protection to prevent unauthorized changes to a program which could reduce potential downtime.
- Self-contained power supply for all inputs and outputs*.
- An identification (ID) field that allows you to utilize in-line weight inspection to reduce complaints and reinforce customer confidence*.
- Alphanumeric (A/N) display that offers easy-to-read error displays and prompts to help eliminate operator confusion*.

*These features only offered by the EXPRESSWEIGH controller.



Options include a bar code gun, bar code scanner and remote weight display.



Model 9477 Scale Conveyor